

LED Garden Light



Series GL

5 Years Warranty



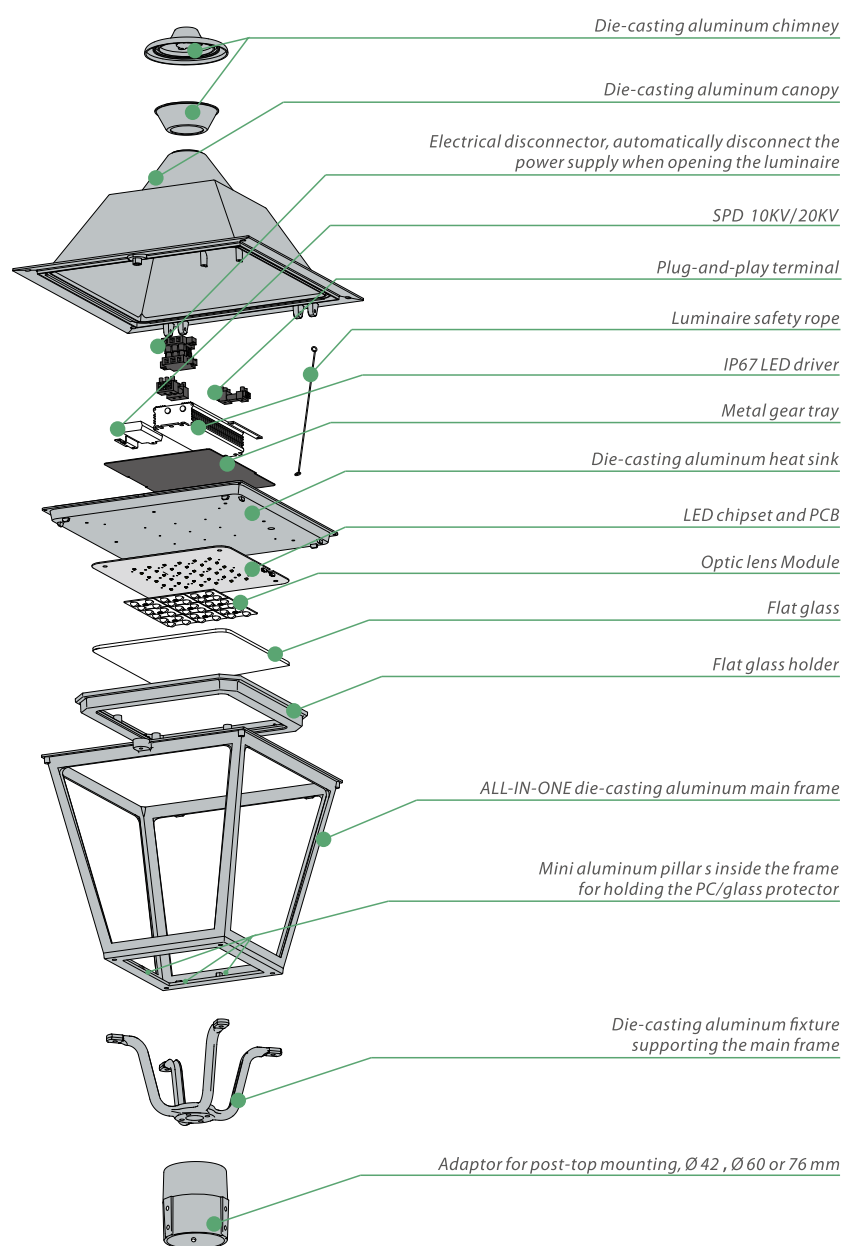
Standard without Cover.



Optional



Optional





Internal structure diagram



Adaptor for post-top mounting



Chimney



Canopy

SPECIFICATION

Garden Light Series GL



Caution

- Please read the user manual before installation.
- Please install, connect and test the lamp according to local regulations. Lamps should always be installed or replaced with care by professional person.
- Ensure the power is switched off before installation.
- Please check whether the lamps are broken or not during shipping, broken items cannot be used anymore.
- Please keep the lamps and accessories away from kids to avoid hurt by mistakes.
- For protecting eyes, please do not watch the luminous surface for a long time.
- Do not cover anything on lamp and keep lamps away from fire or high temperature objects.
- Switch the power off and cool down the lamp before cleaning.
- The lamp is only suitable for weak acid and weak base environment.
- When installing the lamps and lanterns, please corresponding national grid area using the requirements and specifications, please do not install the lamps and lanterns in the rain!
- Installation height under 6 m light pole;

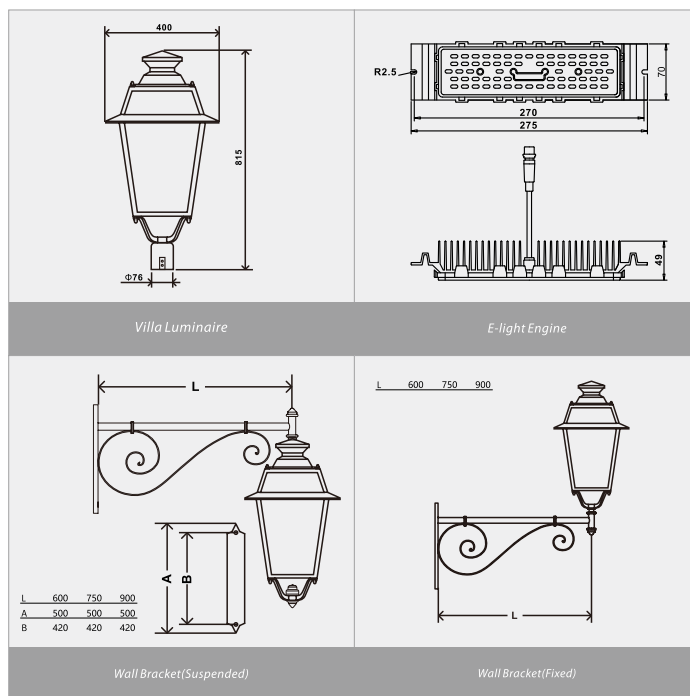
Features

- The Luminance uniformity of the emitting surface is over 90%.
- High light output and reduced energy consumption of up to 50%.
- Wide angle of deflection with even light distribution.
- No start-up time, no humming.
- Independent LED circuit prevents complete blackout in case an LED fails.
- Environmentally friendly, no mercury and no lead.
- Causes no electromagnetic interference.

Application

- Street
- Garden

Dimension




PARAMETER

Model No.	LU-GL-20W/30W/40W/50W/60W/70W/80W
Material	AL Body
Finished	Black
Size(mm)	400*703mm
Input Voltage	AC100-277V/50-60Hz
Power	20/30/40/50/60/70/80W
Inner Diameter	60-76mm
Chip	Philips SMD3030
Driver	ZHIHE Driver
T.H.D.	<9%
P.F.	>0.95
Luminous Flux	
Luminous Efficiency	130lm/W
CRI	>80Ra
IP Level	Ip66
IK Level	IK08


PACKING

Model No.	Pcs/Ctn	Size	N.W.	G.W.
LU-GL	1	440*440*650	7.0	8.0

INSTALLATION



Post-top Installation



Suspension Installation



Wall bracket Installation